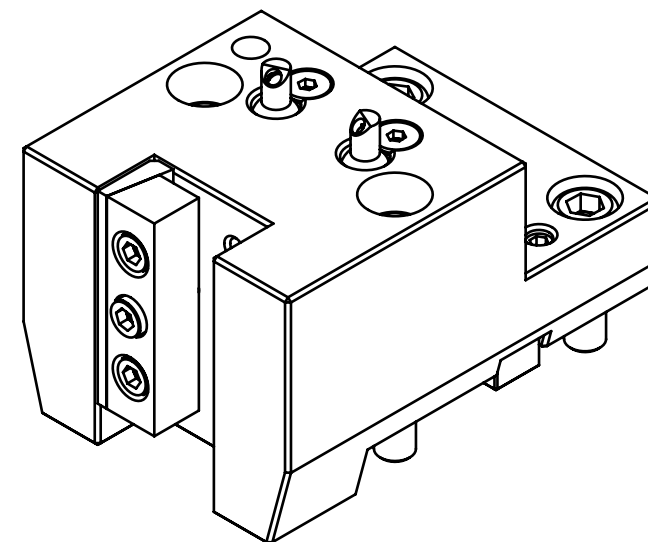
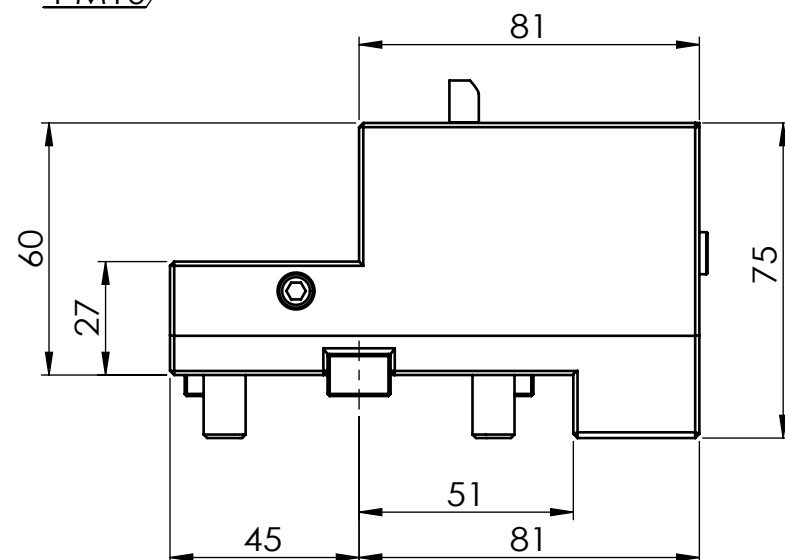
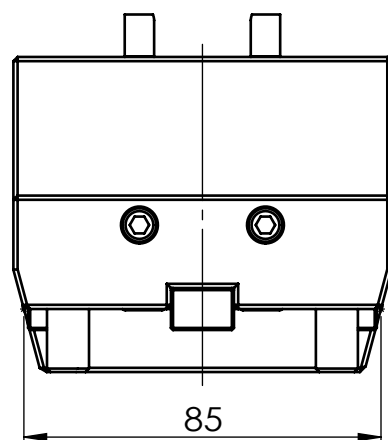
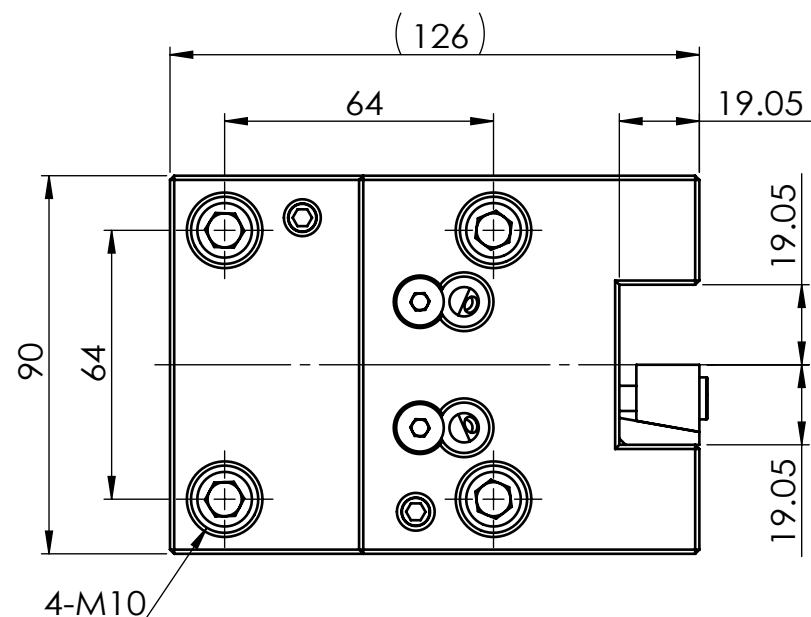


TECHNICAL FEATURES :



Machine type :

PUMA 230-240M/MS-280LM
PUMA 1500-2000-2500M/MS/Y/SY
PUMA 2100 SERIE - PUMA TT1500-TT1800MS/SY
PUMA TL2000-2500 (M) - MX1600/2100TS



豪力輝工業股份有限公司
HOLD WELL INDUSTRIAL CO.,LTD

E-mail : sales@mail.holdwell.com
[http ://www.holdwell.com](http://www.holdwell.com)

品號

Model No.

THL-DPM-C1-5519.05

品名

Description

BMT55-W19.05單刃端面刀座C1

BMT55-W19.05 Face and OD Tool Holder C1