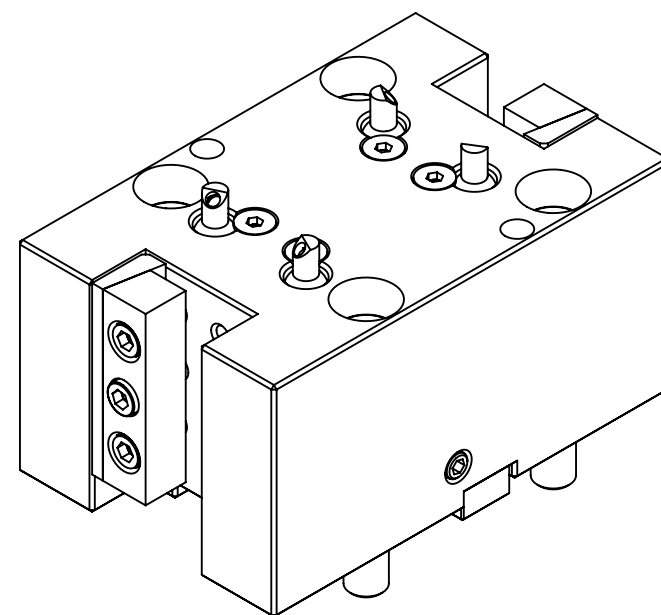
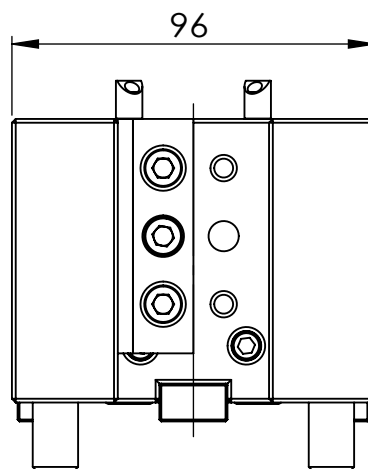
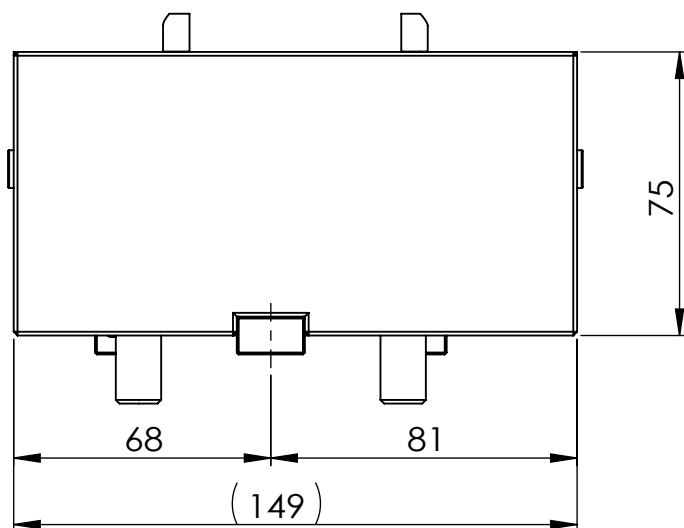
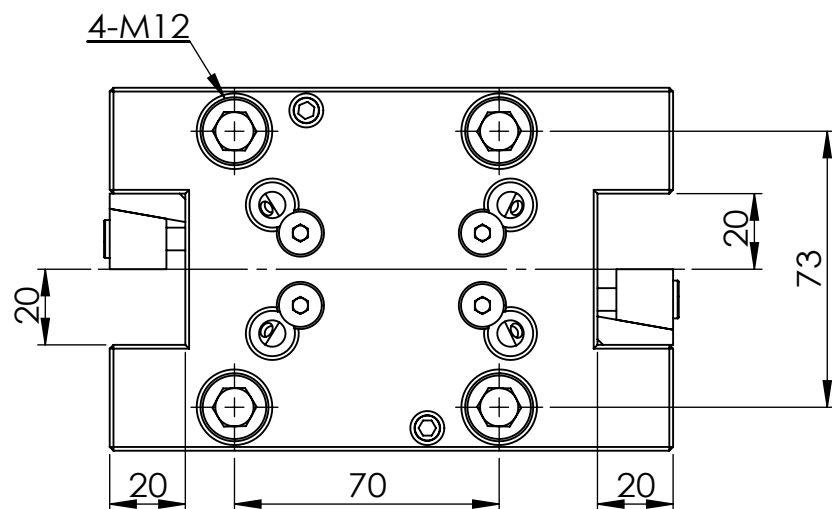


TECHNICAL FEATURES :



Machine type :

PUMA 300M/MS - V400M - TT2000SY-TT2500SY-TT2500MS
PUMA 2600/3100 SERIE - MX2000ST
MX2500LT/ST/LST - MX2600-ST
VT 450M-TM - PUMA INVERTURN 3000M



豪力輝工業股份有限公司
HOLD WELL INDUSTRIAL CO.,LTD

E-mail : sales@mail.holdwell.com
<http://www.holdwell.com>

品號

Model No.

THL-DPM-CD1-6520

品名

Description

BMT65-W20雙刃端面刀座CD1

BMT65-W20 Double Face and OD Tool Holder CD1